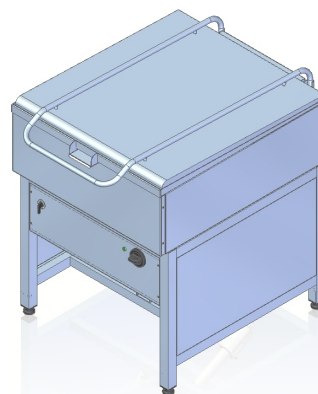


Model:	000.PE-040x	720x800x850 [mm]
Power rating	9 kW	
Capacity	64 dm ³	
Working area	0.40 m ²	
Temperature range	50–250°C	
Bowl dimensions	670x630x158	
Rated voltage, type of current:	400V 3N~	

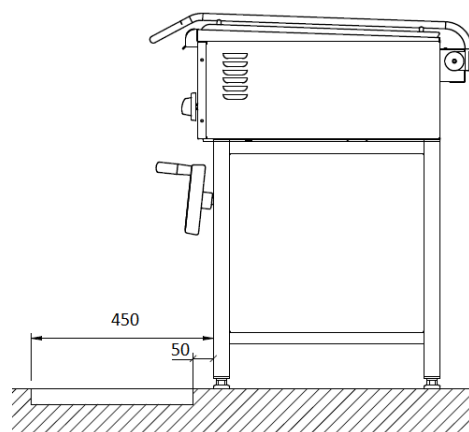
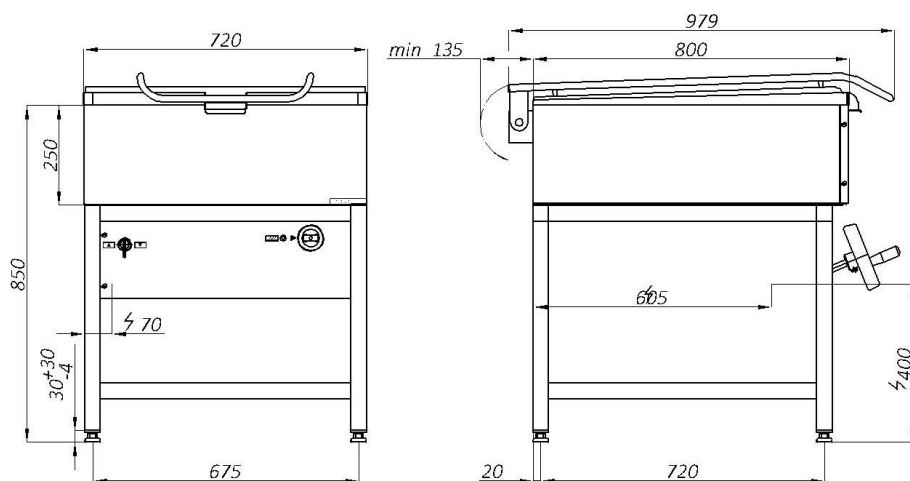


Description:

Electric pans are made of high-grade stainless steels. Working bottom made of AISI 304 stainless steel. Bowl bottom ensures uniform temperature distribution. Pan with manual bowl tilting. Electric mechanism for pan lifting and lowering. Bowl tilting up to 45°C. Setting of cover in any position under an angle from 0° to 90°.

000.PE-040x

Location of drain grid



The picture is for reference only; final product may be slightly different from the presented example.

60 LAT
NA RYNKU

Tradition and experience